










---

**Esquema**



BELL

|                  |                        |
|------------------|------------------------|
| Código artículo  | 86.S002.1411.03        |
| Tipo de producto | Indoor                 |
| Categoría        | Luminarias suspendidas |
| Familia          | BELL                   |

|            |   |
|------------|---|
| Pictograms |  220 240 V  850°  CRI 80  |
|            |  On Off  IP 20  50000h L80B10  |

|                              |               |
|------------------------------|---------------|
| Producto                     |               |
| Potencia real (W)            | 10            |
| Flujo luminoso real (lm)     | 900           |
| Eficacia luminosa (lm/W)     | 90            |
| Ángulo de apertura           | 10            |
| Life time (h)                | 50000h L80B10 |
| IP                           | 20            |
| Chip Brand                   | Philip        |
| Equipo                       | ON-OFF        |
| Temperatura de color (K)     | 4000          |
| Consistencia de color (SDCM) | SDCM<3        |
| CRI                          | 80            |

Curva fotométrica

